



[Home](#) > [2006 Community Profiles](#) > [Search results for "quaqtaq"](#) > [Data table](#) >


Population and dwelling counts	Quaqtaq, Village nordique			Quebec		
	Total	Male	Female	Total	Male	Female
Population in 2006 <sup>1</sup>	315			7,546,131 <sup>†</sup>		
Population in 2001 <sup>1</sup>	305			7,237,479 <sup>†</sup>		
2001 to 2006 population change (%)	3.3			4.3		
Total private dwellings <sup>2</sup>	79			3,452,300		
Private dwellings occupied by usual residents <sup>3</sup>	76			3,188,713		
Population density per square kilometre	11.9			5.6		
Land area (square km)	26.54			1,356,366.78		

 **Figure**  
Age characteristics

	Quaqtaq, Village nordique			Quebec		
	Total	Male	Female	Total	Male	Female
Total population <sup>4</sup>	315	160	160	7,546,130	3,687,695	3,858,440
0 to 4 years	30	10	25	375,270	191,565	183,710
5 to 9 years	50	30	20	398,980	203,985	195,000
10 to 14 years	40	20	20	478,255	243,595	234,655
15 to 19 years	35	20	20	475,005	242,185	232,820
20 to 24 years	30	15	15	472,170	238,440	233,730
25 to 29 years	30	10	15	492,870	245,335	247,540
30 to 34 years	30	15	15	467,325	232,800	234,525
35 to 39 years	10	15	5	502,300	250,340	251,960
40 to 44 years	20	10	15	619,120	308,570	310,550
45 to 49 years	15	10	10	644,040	318,145	325,895
50 to 54 years	5	5	5	588,085	289,780	298,300
55 to 59 years	5	0	0	524,350	257,790	266,560
60 to 64 years	5	0	0	428,070	208,805	219,270
65 to 69 years	0	0	0	315,560	150,165	165,395
70 to 74 years	5	0	5	268,145	121,940	146,205
75 to 79 years	0	0	0	220,530	92,485	128,045
80 to 84 years	0	0	0	156,775	58,075	98,695
85 years and over	0	0	0	119,285	33,695	85,585
Median age of the population <sup>5</sup>	19.9	20.6	18.8	41.0	39.9	41.9
% of the population aged 15 and over	60.3	61.3	59.4	83.4	82.7	84.1

 **Figure**  
Common-law status characteristics

	Quaqtaq, Village nordique			Quebec		
	Total	Male	Female	Total	Male	Female
Total population 15 years and over <sup>6</sup>	190	95	95	6,293,620	3,048,550	3,245,070
Not in a common-law relationship	165	85	80	5,071,770	2,435,400	2,636,370
In a common-law relationship	25	10	10	1,221,855	613,155	608,700

 **Figure**  
Legal marital status characteristics

	Quaqtaq, Village nordique			Quebec		
	Total	Male	Female	Total	Male	Female
Total population 15 years and over <sup>7</sup>	190	95	95	6,293,620	3,048,550	3,245,070
Never legally married (single) <sup>8</sup>	110	60	50	2,721,330	1,425,090	1,296,245
Legally married (and not separated) <sup>9</sup>	65	30	30	2,361,855	1,181,340	1,180,515
Separated, but still legally married <sup>10</sup>	5	0	5	132,285	60,240	72,045
Divorced <sup>11</sup>	0	5	0	667,400	300,510	366,895
Widowed <sup>12</sup>	10	0	10	410,750	81,375	329,375

**Source:** Statistics Canada, 2006 Census of Population.

**How to cite:** Statistics Canada. 2007. *Quaqtaq, Quebec (table). 2006 Community Profiles.* 2006 Census. Statistics Canada Catalogue no. 92-591-XWE. Ottawa. Released March 13, 2007.  
<http://www12.statcan.ca/census-recensement/2006/dp-pd/prof/92-591/index.cfm?Lang=E>  
 (accessed July 24, 2009).

[Print definitions and symbols included in this table](#)



## 2006 Community Profiles

### Definitions and symbols

#### Definitions:

##### 1. 2006 and 2001 population based on 100% data

Statistics Canada is taking additional measures to protect the privacy of all Canadians and the confidentiality of the data they provide to us. Starting with the 2001 Census, some population counts are adjusted in order to ensure confidentiality.

##### 1. 2006 and 2001 population based on 100% data

Statistics Canada is taking additional measures to protect the privacy of all Canadians and the confidentiality of the data they provide to us. Starting with the 2001 Census, some population counts are adjusted in order to ensure confidentiality.

##### 2. Total private dwellings

For the 2006 Census, a private dwelling is defined as: A set of living quarters designed for or converted for human habitation in which a person or group of persons reside or could reside. In addition, a private dwelling must have a source of heat or power and must be an enclosed space that provides shelter from the elements, as evidenced by complete and enclosed walls and roof and by doors and windows that provide protection from wind, rain and snow.

[Private dwellings](#)

##### 3. Private dwellings occupied by usual residents

A separate set of living quarters which has a private entrance either directly from outside or from a common hall, lobby, vestibule or stairway leading to the outside, and in which a person or a group of persons live permanently.

[Private dwellings occupied by usual residents](#)

##### 4. Age - 100% data

Refers to the age at last birthday (as of the census reference date, May 16, 2006). This variable is derived from date of birth.

##### 5. Median age

The median age is an age 'x', such that exactly one half of the population is older than 'x' and the other half is younger than 'x'.

##### 6. Common-law status - 100% data

Refers to persons who live together as a couple but who are not legally married to each other. These persons can be of the opposite sex or of the same sex.

##### 7. Legal marital status - 100% data

Refers to the legal conjugal status of a person.

##### 8. Never legally married (single)

Persons who have never married (including all persons less than 15 years of age) and persons whose marriage has been annulled and who have not remarried.

##### 9. Legally married (and not separated)

Persons whose spouse is living, unless the couple is separated or a divorce has been obtained. In 2006, legally married same-sex couples are included in this category.

##### 10. Separated, but still legally married

Persons currently married, but who are no longer living with their spouse (for any reason other than illness or work) and have not obtained a divorce.

##### 11. Divorced

Persons who have obtained a legal divorce and who have not remarried.

##### 12. Widowed

Persons who have lost their spouse through death and who have not remarried.

#### Symbols:

#### **A adjusted figure due to boundary change**

Users wishing to compare 2006 Census data with those of other censuses should then take into account that the boundaries of geographic areas may change from one census to another. In order to facilitate comparison, the 2001 Census counts are adjusted, as needed, to take into account boundary changes between the 2001 and 2006 censuses. The 2001 counts that were adjusted are identified by the letter 'A'. The letter 'A' may also refer to corrections to the 2001 counts; however, most of these are the result of boundary changes. This symbol is also used to identify areas that have been created since 2001, such as newly incorporated municipalities (census subdivisions).

#### **E use with caution**

After the release of the 2001 or 2006 Census population and dwelling counts, errors are occasionally uncovered in the data. It is not possible to make changes to the 2001 or 2006 Census data presented in these tables.

Refer to the [2001 population and dwelling count amendments](#) or the [2006 population and dwelling count amendments](#) for further information.

#### **X area and data suppression**

In addition to random rounding, area and data suppression has been adopted to further protect the confidentiality of individual respondents' personal information.

Area and data suppression results in the deletion of all information for geographic areas with populations below a specified size. For example, areas with a population of less than 40 persons are suppressed. If the community searched has a population of less than 40 persons, only the total population counts will be available.

Whenever income data are shown, those areas with populations below 250 persons, or where the number of private households is less than 40, income data are suppressed. If a community searched has less than 250 persons, or if the number of private households is less than 40, the income data will not be available. All suppressed cells and associated averages, medians and standard errors of average income have been replaced with zeros. In all cases, suppressed data are included in the appropriate higher-level aggregate subtotals and totals.

Persons living on Indian reserves and Indian settlements who were enumerated with the 2006 Census Form 2D questionnaire were not asked the questions on citizenship and immigration. Consequently, data are suppressed for Indian reserves and Indian settlements at the census subdivision level. These data are, however, included in the totals for larger geographic areas such as provinces and territories.

To view the extent to which data are suppressed, see '[suppression criteria](#)'.

#### **† excludes census data for one or more incompletely enumerated Indian reserves or Indian settlements**

Excludes census data for one or more incompletely enumerated Indian reserves or Indian settlements (For further information, see the '[Notes](#)').

#### **†<sup>1</sup> incompletely enumerated Indian Reserve or Indian settlement (For further information, see the '[Notes](#)').**

Due to incompletely enumerated Indian reserves and Indian settlements, data are not available for either the 2006 Census, the 2001 Census or for both the 2001 and 2006 censuses.

Refer to a complete list of these [geographic areas](#).

#### **... not applicable**

The possible reasons for the use of the three dots (...) symbol are:

- A value that cannot be calculated such as a percentage change where the denominator is zero;
- A figure is deemed inappropriate for areas that had a population and/or dwelling count amendment in 2001.

Refer to the [2001 population and dwelling count amendments](#) for further information.

---

**Source:** Statistics Canada, 2006 Census of Population.

**How to cite:** Statistics Canada. 2007. *Quaqtq, Quebec* (table). *2006 Community Profiles*. 2006 Census. Statistics Canada Catalogue no. 92-591-XWE. Ottawa. Released March 13, 2007.

<http://www12.statcan.ca/census-recensement/2006/dp-pd/prof/92-591/index.cfm?Lang=E>  
(accessed July 24, 2009).

[Return to previous page](#)

Date Modified: 2009-07-08